



# MAGLUMI<sup>®</sup> X3

Fully-auto Chemiluminescence Immunoassay (CLIA) System



## Save Your Space without Compromise


Powerful Performance and Compact Design  
Compatible with Small and Medium-sized Hospitals and Labs

# MAGLUMI® X3

## Features & Benefits

- Small but powerful, the throughput is up to 200 tests/hour, and throughput per unit area is 294 T/h/m<sup>2</sup>.
- Compatible with all **MAGLUMI®** reagents, one of the broadest automated CLIA test menus in the world (166 parameters).
- The latest intelligent washing technology and bidirectional temperature control measurement guarantee accurate and reliable results. The comprehensive advanced design of **MAGLUMI® X3** ensures excellent performance.
- Single reaction cup can avoid light pollution and increase cuvette utilization, its integrated packaging can avoid the stuck of the cuvette and destroying the cuvette wall.
- No-pause loading/unloading of reagents/samples without waiting or interrupting tests.

## Functional Modules




# All Balanced and Strong



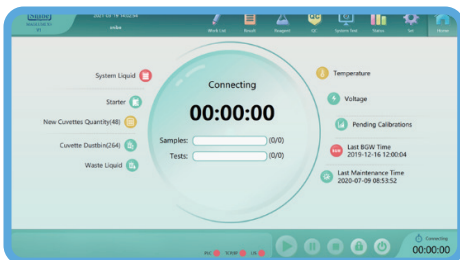
## Reagent and Sample Loading

- 72 sample positions with barcode reader
- Sample in each position can be defined as STAT
- 20 reagent positions with RFID reader, 24h refrigerated at 10°C ( $\pm 0.3^{\circ}\text{C}$ )
- No-pause loading/unloading of reagents/samples without waiting or interrupting tests
- Reagent and sample indicator light available, real-time status monitoring, no need to check on the computer monitor



## Single Reaction Cup with Integrated Packaging

- Single reaction cup can avoid light pollution and increase the cuvette utilization
- Single reaction cup with integrated packaging can avoid the stuck of the cuvette and destroying the cuvette wall



## Intelligent UI Interface

- New user-friendly UI interface (Support multi-language)
- Real-time display for monitoring each test procedure, reagent, and consumable quantities, it's convenient for the management
- Intelligent error recovery



## Convenient Management of Analyzer Status

- Intuitive indicator light of reagent, sample, and consumables, no need to focus on the monitor, the status can be known by looking at the analyzer from a distance



# All Balanced and Strong

## Accurate Pipetting Technology

- Single needle coated with TEFLON to avoid carry-over
- Independent washing unit for the needle, with different washing modes depending on different assay
- Pipetting detection technologies include liquid level, clot, and crash detection can ensure accurate and normal pipetting




## Accurate Incubation Technology

- Single reaction cup with five-sided heating at 37.0°C (±0.3°C), ensuring accurate, quick and uniform incubation
- Incubating 80 cuvettes simultaneously
- Non-contact mixing with different modes before incubation, ensuring sufficient reaction



## High-Efficiency Washing Technology

- Magnetic separation washing with 4-step independent units and non-contact vortex mixing can reduce non-specific binding
- Different mixing modes depending on different assays, ensuring a sufficient washing to improve sensitivity



## Stable and Accurate Measuring Chamber

- ABEI-label exclusive proprietary technology
- PMT with heating and cooling function, ensuring the detection precision
- Independent measuring room, avoiding light cross-contamination

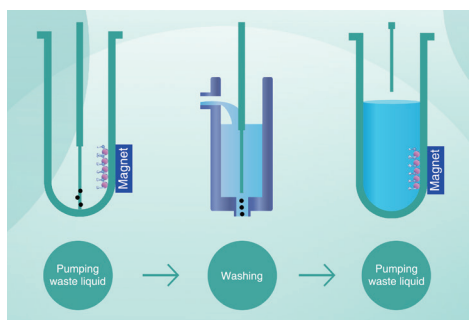


# Outstanding Technologies



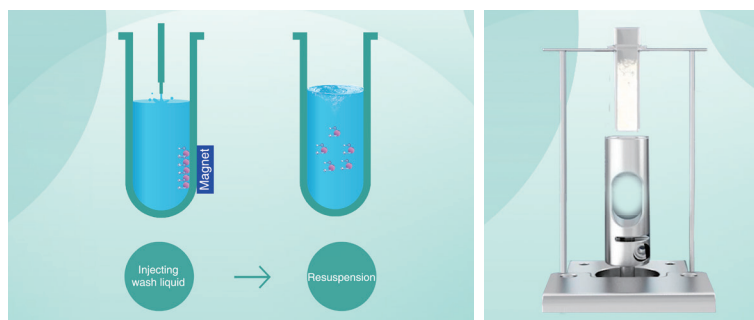
## Exclusive Intelligent Washing Technology

### Independent washing units for waste liquid needles



In the wash station, four waste liquid needles are equipped with four independent washing units to avoid the carry-over.

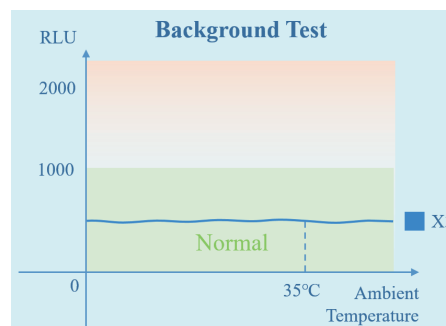
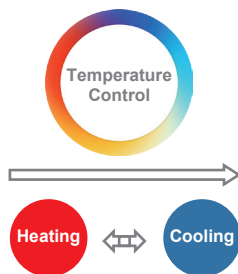
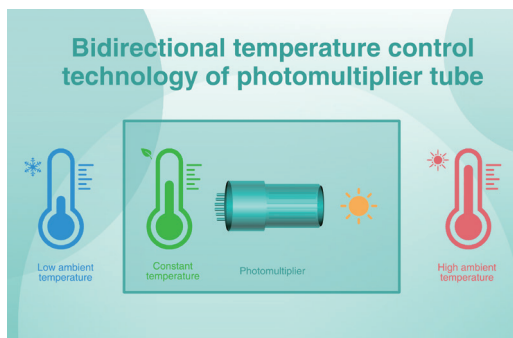
### Magnetic separation washing and non-contact vortex mixing



Magnetic separation washing and non-contact vortex mixing units, with different mixing modes depending on different assays, ensuring a sufficient washing to reduce the non-specific binding.

## Stable and Accurate Measuring Chamber

### Bidirectional temperature control technology of photomultiplier tube



Automatic temperature control in the measuring chamber can keep a stable background value, not affected by the ambient temperature, ensuring the accuracy of measurement results.





## Top 10 Highlights of MAGLUMI® X3

- 1 One of the highest space efficiency CLIA analyzers combines one of the broadest automated CLIA test menus.
- 2 The throughput is up to 200 tests/hour (Throughput per unit area is 294 T/h/m<sup>2</sup>). No worry about the lack of laboratory space.
- 3 **MAGLUMI®** reagent kits (166 parameters) and consumables are compatible with **MAGLUMI® X3**.
- 4 The comprehensive advanced design of **MAGLUMI® X3** ensures excellent performance.
- 5 Single reaction cup can avoid light pollution and increase cuvette utilization, its integrated packaging can avoid the stuck of the cuvette and destroying the cuvette wall.
- 6 No-pause loading/unloading of reagents/samples without waiting or interrupting tests.
- 7 Pipetting detection technologies include liquid level, clot, and crash detection can ensure accurate and normal pipetting.
- 8 The latest intelligent washing technology and bidirectional temperature control measurement guarantee accurate and reliable results.
- 9 Intelligent UI interface, user-friendly, easy, and convenient operation.
- 10 Intuitive indicator light make users no need to check reagents and consumables frequently.

## MAGLUMI® X3 Reagent and Consumables



Reagent Kit



Reaction Module



Starter 1+2



Light Check



Wash Concentrate



System Tubing Cleaning Solution

# Broad CLIA Test Menu with 166 Assays



## Thyroid

TSH (3rd Generation)  
T4  
T3  
FT4  
FT3  
Tg (Thyroglobulin)  
TGA (Anti-Tg)  
Anti-TPO  
TRAb  
TMA  
Rev T3  
\*T-Uptake

## Hepatic Fibrosis

HA  
PIIIP N-P  
C IV  
Laminin  
Cholyglycine

## TORCH

Toxo IgG  
Toxo IgM  
Rubella IgG  
Rubella IgM  
CMV IgG  
CMV IgM  
HSV-1/2 IgG  
HSV-1/2 IgM  
HSV-2 IgG  
\*HSV-2 IgM  
\*HSV-1 IgG  
\*HSV-1 IgM

## EBV

EBV EA IgG  
EBV EA IgA  
EBV VCA IgG  
EBV VCA IgM  
EBV VCA IgA  
EBV NA IgG  
EBV NA IgA

## Inflammation Monitoring

CRP (High Sensitive)  
PCT (Procalcitonin)  
IL-6 (Interleukin 6)  
SAA (Serum Amyloid A)

## Fertility

FSH  
LH  
HCG/ $\beta$ -HCG  
PRL (Prolactin)  
Estradiol  
Testosterone  
free Testosterone  
DHEA-S  
Progesterone  
free Estriol  
17-OH Progesterone  
AMH  
SHBG  
Androstenedione  
\*PIGF  
\*sFlt-1

## Hypertension

Direct Renin  
Aldosterone  
Angiotensin I  
Angiotensin II  
Cortisol  
ACTH

## Autoimmune

Anti-CCP  
Anti-dsDNA IgG  
ANA Screen  
ENA Screen  
Anti-Sm IgG  
Anti-Rib-P IgG  
Anti-Scl-70 IgG  
Anti-Centromeres IgG  
Anti-Jo-1 IgG  
Anti-M2-3E IgG  
Anti-Histones IgG  
Anti-nRNP/Sm IgG  
Anti-SS-B IgG  
Anti-SS-A IgG  
TGA(Anti-Tg)  
Anti-TPO  
TRAb  
TMA  
ICA  
IAA(Anti Insulin)  
GAD 65  
Anti-IA2  
\*Anti-Cardiolipin IgG  
\*Anti-Cardiolipin IgM  
\*Anti-MPO

## Immunoglobulin

IgM  
IgA  
IgE  
IgG

## Tumor Markers

AFP  
CEA  
Total PSA  
f-PSA  
CA 125  
CA 15-3  
CA 19-9  
PAP  
CA 50  
CYFRA 21-1  
CA 242  
CA 72-4  
NSE  
S-100  
SCCA  
TPA-snibe  
ProGRP  
HE4  
HER-2  
PIVKA-II

## Infectious Disease

HBsAg  
Anti-HBs  
HBeAg  
Anti-HBe  
Anti-HBc  
Anti-HCV  
Syphilis  
Anti-HAV  
HAV IgM  
HIV Ab/Ag Combi  
Chagas  
HTLV I+II  
H.pylori IgG  
H.pylori IgA  
H.pylori IgM  
2019-nCoV IgG  
2019-nCoV IgM  
SARS-CoV-2 S-RBD IgG  
SARS-CoV-2 Neutralizing Antibody  
SARS-CoV-2 Ag  
\*Anti-HBc IgM

## Drug Monitoring

Digoxin  
CSA (Cyclosporine A)  
FK 506 (Tacrolimus)

## Kidney Function

$\beta_2$ -MG  
Albumin  
\*NGAL

## Cardiac

CK-MB  
Troponin I  
Myoglobin  
hs-cTnI  
H-FABP  
NT-proBNP  
BNP  
D-Dimer  
Lp-PLA2  
\*MPO

## Metabolism

Pepsinogen I  
Pepsinogen II  
Gastrin-17  
GH (hGH)  
IGF-I  
IGFBP-3

## Prenatal Screening

AFP(Prenatal Screening)  
Free  $\beta$ -HCG  
PAPP-A  
free Estriol

## Anemia

Vitamin B12  
Ferritin  
Folate (FA)  
\*RBC Folate  
\*EPO

## Glyco Metabolism

C-Peptide  
Insulin  
GAD 65  
Anti-IA2  
ICA  
IAA (Anti Insulin)  
Proinsulin

## Bone Metabolism

Calcitonin  
Osteocalcin  
25-OH Vitamin D  
Intact PTH  
\* $\beta$ -CrossLaps ( $\beta$ -CTX)  
\*total P1NP

\* Available soon

# MAGLUMI® X3

## Fully Automatic Chemiluminescence Immunoassay (CLIA) System

### Technical Specifications

#### Chemiluminescence Principle

- Direct chemiluminescence
- Magnetic microbeads separation, fast and efficient
- Key technology of ABEI-label and magnetic microbead separating enhances stability and sensitivity of MAGLUMI® reagents

#### Main Features

- Throughput: up to 200 tests/hour
- Space occupied <math>< 0.68\text{m}^2</math>, throughput of per unit area >294T/h/m<sup>2</sup>
- 24 hours ready to use

#### Reagent Loading

- 20 reagent positions on board with no-pause loading/unloading
- 24-hour refrigerated, constant at 10°C (±0.3°C) in reagent area
- RFID reading all information of reagent
- Indicator light available, real-time status monitoring

#### Sample Loading

- Up to 72 sample positions
- No-pause loading/unloading, STAT available
- Indicator light available, real-time status monitoring
- Barcode recognition: Barcode reader available
- Types of sample tube: micro sample cup, blood collection tube, plastic test tube
- Sample editing mode: Lis connection, barcode recognition, manual editing

#### Reagent Features

- MAGLUMI® reagent kits are compatible with all MAGLUMI® analyzers
- Calibrators and internal controls included
- 10 points master curve, 2-points re-calibration
- RFID tag storing all informations of reagents
- Storage temperature 2°C-8°C

#### Reaction System

- Single reaction cup with five-sided heating at 37.0°C (±0.3°C) incubation, ensuring accurate, quick and uniform incubation
- Incubating 80 cuvettes simultaneously
- Non-contact mixing with different modes before incubation, ensuring sufficient reaction

#### Sampling System

- Titanium needle for crushproof
- Teflon coated for carry-over prevention
- Liquid level detection, clot detection, prevent bubble interference, collision detection, wash automatically

#### Consumable System

- Single cup design, no-pause loading/unloading
- Starters: 230mL of Starter 1 and Starter 2
- System liquid: Up to load 10L at one time
- Indicator light monitors real-time consumable quantity

#### Washer

- 4-step washing technology
- Intelligent magnetic field design ensure excellent separation
- Three independent non-contact magnetic microbeads vortex cleaning technology
- Resuspension washing mode efficiently reduces non-specific binding and improves sensitivity
- Independent washing unit for waste liquid needle can completely wash without residue

#### Measuring Chamber

- High-sensitivity and low-noise photomultiplier tube (PMT)
- Heating and cooling bidirectional temperature control function included
- Original light pollution isolation technology prevents light pollution and ensures accurate and reliable results

#### Software System

- Friendly software UI design, humanized instrument operation procedure
- Real-time status display for each test procedure
- Self-recovery function make sure the analyzer running smoothly without unnecessary manual intervention
- Bidirectional Snibelis™ connection by TCP/IP and COM Port
- Supporting SnibeLinker™ remote diagnosis system

#### Dimensions & Weight

- Dimensions: 78 (h) × 90 (w) × 75 (d) cm
- Weight: 127 kg

MAGLUMI®, Snibelis™ and SnibeLinker™ are trademarks of Snibe.  
All other product names and trademarks are the property of their respective owners.



Shenzhen New Industries Biomedical Engineering Co., Ltd.  
(SNIBE Co., Ltd)

No.23, Jinxiu East Road, Pingshan District, 518122 Shenzhen,  
P.R. China

Tel: +86 755 26501514  
Email: sales@snibe.com

Follow us on



ALSAT DIAGNOSTICS  
Advancing Life through Science & Technology

